



Hand in hand for tomorrow



Toolholding and workholding

Product overview

More than **11.000**
Standard Components



Digital Services



60 Apprentices & Students per Year
95% Retention rate

CoLab

Planning and implementation
of industrial automation and
robotics applications



3.500
Employees

9 Plants

34 Subsidiaries worldwide

Represented in **50** Countries



Awards



Visionary
Leader



Cooperation Partner



Sustainability



1945

Founded by Friedrich Schunk in a garage

Hand in hand for tomorrow

SCHUNK, the family-owned company, is a worldwide leader for equipping modern manufacturing and robot systems. More than 3,500 employees in 9 plants and 34 directly owned subsidiaries ensure an intensive market presence. With more than 11,000 standard components SCHUNK offers the world's largest assortment of gripping systems and clamping technology from one source. Due to the digitalization of the portfolio, users can plan their processes efficiently, transparently, and economically. In addition, they benefit from the comprehensive application knowledge surrounding tomorrow's innovative manufacturing.


Cordially yours, the Schunk family

Your workpieces, precisely clamped

High-quality workpiece clamping technology for any field of application

Secure hold for your tools

Best tool clamping technology for highly productive processes



Workpiece clamping technology

Product overview





Chuck jaws

Page
8 – 11



Lathe chucks

12 – 17



Quick-change pallet systems

18 – 27



Clamping force blocks

28 – 35




Manual clamping systems

36 – 39



Tombstones

40 – 41



Magnetic clamping technology

42 – 47

The right solution for any clamping task

Chuck jaws are the only interface between workpiece and lathe chuck, making them a critical component for increased productivity.

Use of the correct chuck jaw ensures not only perfect power transmission but also reliable workpiece clamping and optimal utilization of machine and tool potentials.

With the extensive range of SCHUNK standard chuck jaws, you will find the perfect clamping solution for your application. Simply determine the relevant parameters based on the workpiece, the machining task and the workpiece clamping in order to select the optimal chuck jaw. SCHUNK chuck jaws are available for most toolholder manufacturers and interfaces, including 1.5 x 60, 1/16 x 90, 3/32 x 90 and metric tongue and groove.

Engineered

Customized

Customized chuck jaws. For complex machining tasks, our experts develop tailor-made clamping solutions for you.

- Suitable for all lathe chuck manufacturers
- Maximum performance
- Ensuring the right clamping

Tech Line

Problem solver

Tech jaws. Claw jaws with active pull-down function, standardized pendulum jaws and QUENTES fiberglass jaws from SCHUNK enable gentle and secure clamping of thin-walled workpieces that are at risk of deformation.

- For special clamping tasks
- Standardized problem solver

Flexible

Jaw quick-change systems

Quick-change systems. SCHUNK jaw quick-change systems convince with their easy handling and reduce set-up times by jaw change within seconds.

- Simple setup
- Jaw change in a matter of seconds
- Suitable for automated solutions

Aggressive grip

Raw part machining

Raw part clamping. SCHUNK provides a wide range of hard chuck jaws for machining raw material in the initial set-up.

- Maximum holding force
- Available for I.D., O.D. and bar clamping
- Increased productivity

Soft grip

Finished part machining

Finished part clamping. Chuck jaws made of a resistant material with ground serration ensure a long service life and high accuracy of the chuck jaws.

- High-quality steel and aluminum
- Hardenable steel
- Ground serration
- High-precision interfaces



Hydraulic compensation jaw



QUENTES



Pendulum Jaws



Pull-down jaws



Jaw quick-change system
RAPIDO, manual



Jaw quick-change system
RAPIDO, automatic



Base jaws



Special base jaws



Claw jaws for O.D. clamping



Claw jaws for I.D. clamping



Claw jaws for bar clamping




Hard stepped jaws



Soft top jaws and
jaw blanks



Soft full grip jaw



Serrated bars



Soft monoblock jaw

Workpiece clamping technology


Chuck jaws

Chuck jaws

Chuck jaws		Fields of application								
		Raw part clamping	Finished part clamping	I.D. clamping	O.D. clamping	Compensation of shape tolerances	Clamping diameter can be adjusted by turning	Low-deformation clamping of rings and fitting disks	Jaw quick-change	
Tech Line (problem solver)	Pendulum jaws 	●	●		●	●	●	●	●	○
	QUENTES fiber-glass jaws 		●	●	●		●	●		○
Flexible (jaw quick-change systems)	Base jaws 									●
	Jaw quick-change system RAPIDO 	●	●	●	●		●			●
Aggressive grip (raw part machining)	Claw jaws 	●		●	●					○
	Stepped top jaws 	●		●	●					○
	Stepped block jaws 	●		●	●					●
Soft grip (finished parts machining)	Serrated bars 		●	●	●		●			
	Soft top jaws 		●	●	●		●			○
	Jaw blanks 		●	●	●		●			
	Full grip top jaws 		●	●	●		●	●		○
	Monoblock jaws 		●	●	●		●			●

● Most suitable

○ Suitable

Characteristics			
Configurable 	Jaw interface/design (as standard)	Available for lathe chuck sizes (as standard)	Material
	Fine serration 90° Fine serration 60° straight and diagonal Wedge-bar serration	200 – 500 mm	Case-hardened steel
	Fine serration 90° Fine serration 60° Tongue and groove	160 – 315 mm	Glass-fiber-reinforced plastic
	Straight and diagonal Wedge-bar serration	125 – 1000 mm	Hardened and precision ground steel
●	Fine serration 90° Fine serration 60°	160 – 400 mm	Case-hardened steel
●	Fine serration 90° Fine serration 60° Tongue and groove Module 2	140 – 1000 mm	16MnCr5 steel, case-hardened
	Fine serration 90° Fine serration 60° Tongue and groove Module 2	110 – 1200 mm	16MnCr5 steel, case-hardened
	Straight and diagonal wedge-bar serration	160 – 630 mm	16MnCr5 steel suitable for case hardening or 16MnCr5K steel
	Fine serration 90° Fine serration 60°	125 – 800 mm	Steel or aluminum
●	Fine serration 90° Fine serration 60° Tongue and groove Module 2	80 – 1200 mm	16MnCr5 steel suitable for case hardening or high-tensile aluminum
●	Fine serration 90° Fine serration 60° Module 2	160 – 800 mm	16MnCr5 steel suitable for case hardening
●	Fine serration 90° Fine serration 60° Tongue and groove	80 – 630 mm	16MnCr5 steel suitable for case hardening or high-tensile aluminum
●	Straight and diagonal wedge-bar serration	140 – 800 mm	C45, tempered, inductive hardenable

More than 40,000 sold lathe chucks

From the universal manual lathe chuck to lathe chucks with jaw quick-change systems and maximum clamping forces, SCHUNK offers the right lathe chucks for any application. With over 40 years experience in development and production at SCHUNK, their lathe chucks meet the requirements of state-of-the-art machining and highly demanding machining tasks in internationally known top quality.

Steady rests, quick-change systems, chuck jaws and clamping cylinders complete the product range, which meets the high requirements of modern machining. Through continuous further development of technology and products, as well as consistent compliance with the quality management system DIN EN ISO 9001:2015, SCHUNK is your competent partner for high-quality lathe chucks. SCHUNK provides complete solutions and ensures maximum flexibility for your clamping task.

Engineered

Customized

SCHUNK offers complete solutions from the toolholder to the lathe chuck to the drive for your application.



ROTA NCML ▲



ROTA NCM ◆ ● ■

Tech Line

Specialized

Lathe chucks for industry-specific requirements and applications.



ROTA NCA ◆

PROTACT



ROTA NCE ◆



ROTA NCR-A ◆

PROTACT



ROTA NCS 3 | ROTA NCS 6 ◆

PROTACT

Flexible

Quick-change systems

Selected lathe chucks that are characterized by high flexibility for small batch sizes.



ROTA-S plus 2.0 ▲



ROTA-S flex ▲

Conventional

Universally

Selected lathe chucks developed to meet the high demands of modern machines for various applications.



ROTA-G ▲



ROTA NC plus 2 ◆



ROTA HSA ◆



ROTA DFF ◆



ROTA BEV ◆



ROTA HSH ◆




ROTA NC plus 2 ◆



ROTA NC plus 2 ◆



ROTA NCF plus 2 ◆



ROTA NCO ◆



ROTA 2B ◆



ROTA-M flex 2+2 ▲



ROTA TB2 | ROTA TB2-LH ●



ZENTRICO THL-A plus ◆ ●



ZENTRICO THL-S plus ◆



ROTA THW3 ◆

PROTACT



ROTA THW plus ◆



ROTA THW vario ◆



ROTA FSW ▲



Rapido ◆














ROTA TP ●



ZENTRICO THL plus ◆ ●

◆ Hydraulic ● Pneumatic ▲ Manual ■ Magnetic

Tech Line lathe chuck







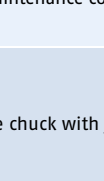
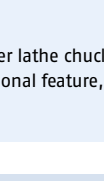
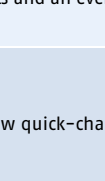
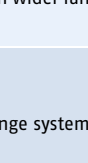
Type		Description
ROTA-M flex 2+2		Extremely flexible 4-jaw manual lathe chuck with patented drive concept. Due to the large compensation stroke, round, cubic and geometrically unshaped workpieces can be clamped without any problems.
ROTA-ML flex 2+2		
ROTA NCA		Sealed precision power lathe chucks with large dimensioned through-hole. A sophisticated sealing system with permanent grease lubrication ensures constant clamping forces, minimal maintenance costs and an even wider range of applications.
ROTA NCE		Extremely weight-optimized power lathe chuck with through-hole and up to 40% reduced moment of inertia compared to conventional lathe chucks. Shortened cycle times and energy-efficient machining, especially in the area of high-volume production.
ROTA NCF plus 2		Power lathe chuck with through-hole and integrated centrifugal force compensation for reducing the loss of clamping force under speed of rotation.
ROTA NCF		
ROTA NCO		Power lathe chuck without through-hole with the longest jaw stroke at the highest jaw clamping force.
ROTA NCO2		Power lathe chucks without through-hole especially for vertical lathes. Optionally available with centrifugal force compensation or individual jaw adjustment.
ROTA 2B		2-jaw power lathe chuck without through-hole with large stroke and maximum clamping force at the same time.
ROTA NCR		6-jaw compensation chuck for deformation-sensitive clamping of thin-walled workpieces.
ROTA NCR-A		Sealed 6-jaw compensation chuck for deformation-sensitive clamping of thin-walled workpieces. The sealing system ensures constant clamping forces, minimal maintenance costs and an even wider range of applications.
ROTA NCS		Hermetically sealed power lathe chuck for series production in 3- and 6-jaw designs. An active pull-down function ensures the highest machining results with regard to plane parallelism.
ROTA TB2		Power lathe chuck with integrated pneumatic cylinder and very large chuck bore especially for machining large tubes.
ROTA TB2-LH		Power lathe chuck with integrated pneumatic cylinder and very large chuck bore especially for machining large tubes. A rapid stroke and clamping stroke enable collision-free loading of pipes with large interfering contours.

Tech Line (specialized)

	Max. speed of rotation [mm]	Max. clamping force [kN]	Stroke/jaw [mm]	Compensation stroke/ jaw [mm]	Number of jaws	Sizes
	1100 - 2700	100 - 180	9.5 - 17.8	5.1 - 10	4	260 - 500
	600 - 900	150 - 180	14.5 - 17.8	7.9 - 10	4	630 - 1200
	3500 - 5500	45 - 160	4 - 5.3		3	160 - 330
	3500 - 7500	45 - 155	3.2 - 5.8		3	130 - 315
	4000 - 6000	72 - 160	5.3		3	185 - 315
	1800 - 3300	187 - 300	8 - 11		3	400 - 630
	1600 - 6000	72 - 330	6.4 - 15		3	165 - 630
	500 - 900	330	23		3	800 - 1400
	2000 - 5300	26 - 85	10 - 18		2	125 - 400
	3500 - 4000	36 - 50	6	±1	6	165 - 200
	600 - 4000	36 - 300	6 - 25	±1 - ±6	6	190 - 1000
	1400 - 5000	44 - 150	5.8 - 8.2	±2 - ±3 (6-jaws)	3/6	175 - 500
	500 - 1700	115 - 240	7 - 12.8		3	470 - 1000
	500 - 1300	115 - 240	20 - 38.5		3	470 - 1000



Flexible/conventional

Type	Description
Flexible (quick-change systems)	<p>ROTA-S plus 2.0</p>  <p>Manual lathe chuck with jaw quick-change system with diagonally serrated base jaw interface. Can be used even more flexibly in combination with center sleeves or expansion arbors. Also available as a 2-jaw chuck.</p>
	<p>ROTA-S plus</p>  <p>Manual lathe chuck with jaw quick-change system with diagonally serrated base jaw interface.</p>
	<p>ROTA-S flex</p>  <p>Extremely weight-reduced manual lathe chuck for mill/turn centers. Very fast conversions from small to large workpiece diameters due to jaw quick-change system.</p>
	<p>ROTA THW3</p>  <p>Sealed power lathe chuck with jaw quick-change system with straight serrated base jaw interface. A patented sealing system with permanent grease lubrication ensures constant clamping forces, minimal maintenance costs and an even wider range of applications.</p>
	<p>ROTA THW plus</p>  <p>Power lathe chuck with jaw quick-change system with straight serrated base jaw interface.</p>
	<p>ROTA THW vario</p>  <p>Sealed power lathe chuck with jaw quick-change system with straight serrated base jaw interface. As an additional feature, it can be converted to an arbor or a collet chuck.</p>
Conventional (universal)	<p>ROTA NC plus 2</p>  <p>Power lathe chuck with through-hole in 2-, 3- and 4-jaw design for universal use. This wide range means virtually all customer requirements can be catered for.</p>
	<p>ROTA NC</p>  <p>Power lathe chuck with through-hole in 3-jaw design for universal use.</p>
	<p>ROTA TP</p>  <p>Power lathe chuck with integrated pneumatic cylinder as an alternative if no hydraulics are available on the lathe.</p>
	<p>ROTA SPK</p>  <p>Dirt-resistant jaw boxes for individual clamping solutions on face plates with T-slots running in parallel.</p>



ZENTRICO Steady rests

The distinctive, slim design combines a high degree of functionality with an attractive appearance. The shape clearly signals long lifetime, accuracy, functional safety and a high performance level. The overall design is a fusion of a variety of technical shape elements that underlines the high quality of the product.

Max. speed of rotation [mm]	Max. clamping force [kN]	Stroke/jaw [mm]	Number of jaws	Sizes
3400 - 5400	40 - 180	6.5 - 9.9	2/3	160 - 315
900 - 2200	230 - 270	12 - 15	3	400 - 1000
400 - 1000	100 - 270	7 - 15	3	550 - 1400
1700 - 6000	64 - 240	6.7 - 10.5	3	200 - 630
3600 - 6000	45 - 160	5.9 - 8.6	3	165 - 315
5400	82	7.4	3 Expansion arbor Collet	215
2000 - 500	48 - 160	5.3	2/3/4	185 - 315
700 - 2500	187 - 410	8 - 16	3	400 - 630
2200 - 4000	22 - 90	3 - 15	3	125 - 350
	55 - 75	75 - 100	1	180 - 260

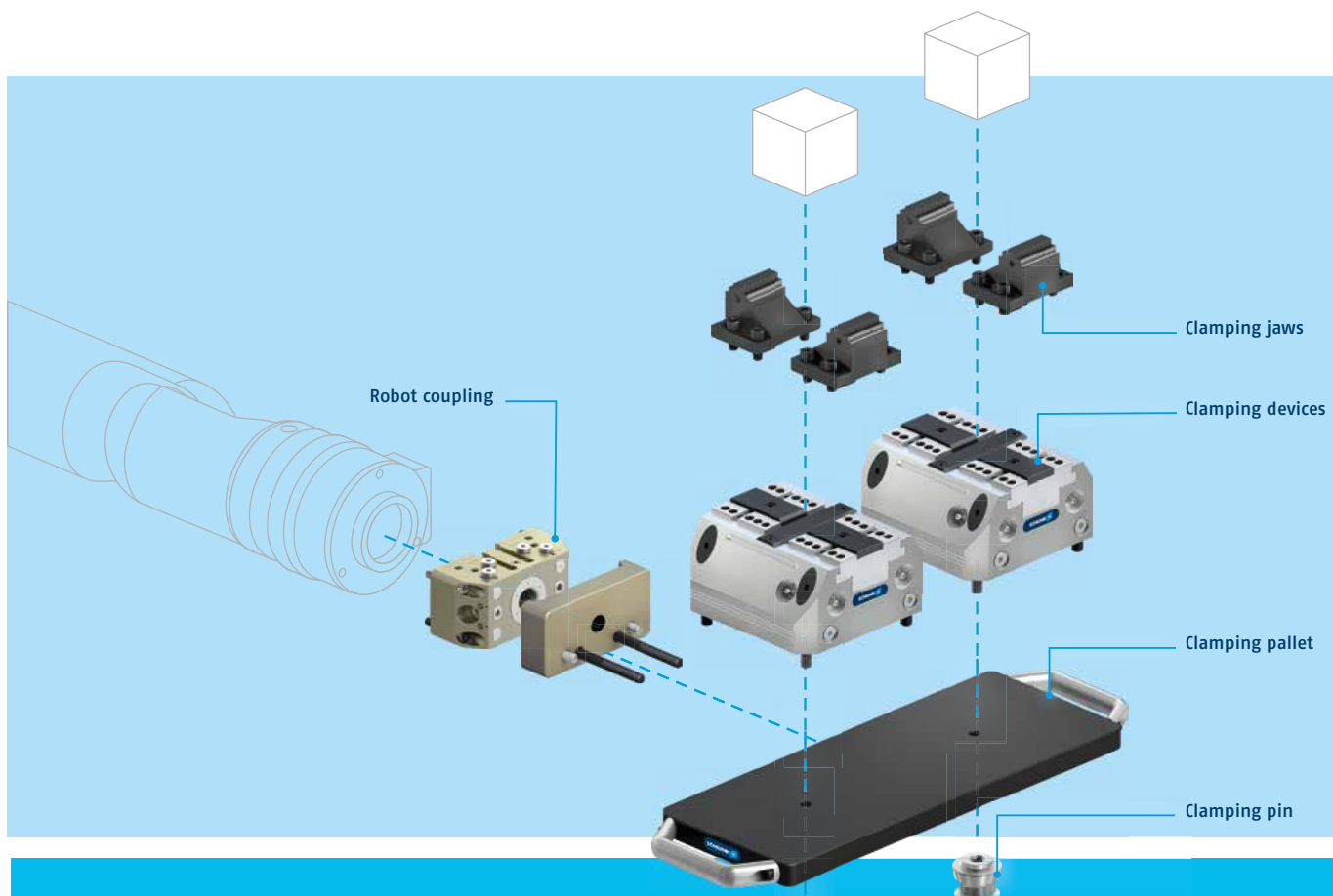
Our performance promise. Your benefits.

- High centering and repeat accuracy due to optimized lever kinematics
- Suitable for almost any machine due to simple attachment
- Process-reliable operation and longer maintenance intervals
- Much lower dirt levels, less chip formation
- Existing steady rests can be replaced easily, no special parts required

Modular system for individuals

Positioning and clamping in one single operation – SCHUNK VERO-S gets to the heart of rationalization and flexibility in workpiece machining. SCHUNK VERO-S, with its standardized modular system for clamping systems, offers an enormous variety of highly precise and versatile clamping modules, especially for small batches starting with batch size 1 as well as with a large variety of workpiece variants.

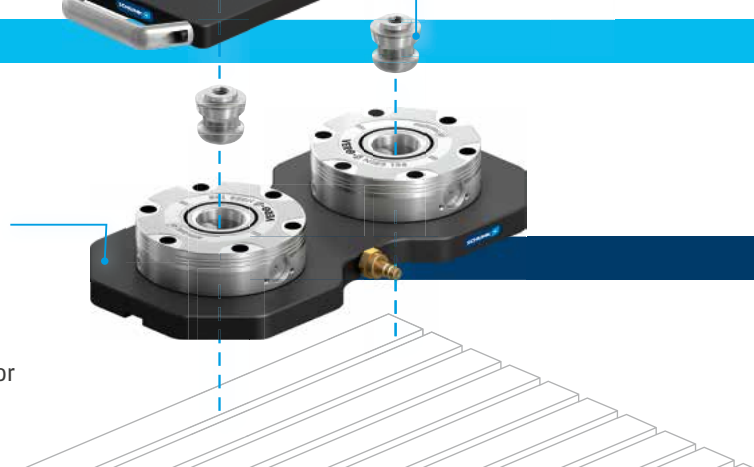
In the key position: VERO-S – the modular quick-change pallet system. VERO-S clamps workpieces, pallets, modules for stationary use, and tombstones using one or more clamping pins. The uniform clamping pin size ensures the user maximum flexibility and universally fits all quick-change pallet modules.



VERO-S

The quick-change pallet system

allows for **very fast and extremely precise conversion** of workpieces or clamping devices on modern 3-, 4- or 5-axis machining centers and ensures optimal use of the machine capacity.





KSC3



KSC3 + SKQ




KSC-D



PAL ROTA-S plus 2.0



KSC3



KSC mini



KSP3



KSG



KSC3



KSM2




KSP3




PAL MFR-A1



PAL S 399 x 159



PAL S 399 x 399



PAL S 599 x 159



2-way clamping station
NSL3 200












4-way clamping station
NSL3 400



6-way clamping station
NSL3 600

Classic quick-change pallet modules




Type		Description
NSE mikro – innovative technology in the smallest spaces with the smallest quick-change pallet modules		
NSE mikro 49		Mikro clamping module for universal applications in micro-cutting. Quick-change pallet module with drive via drive ring and three flat clamping slides with additional patented dual stroke system.
NSE mikro 49-13		Mikro clamping module for universal applications in micro-cutting with significantly increased pull-down force for more power. Quick-change pallet module with drive via axial pistons and two round clamping slides with additional patented fast and clamping strokes.
NSE mini – powerful modules for the smallest variable pitches		
NSE mini 90		Miniature clamping module for applications with light force application such as machining aluminum or plastic or for use on measuring devices. Quick-change pallet module with drive via drive ring and three flat clamping slides with additional patented dual stroke system.
NSE mini 90-25		Miniature clamping module with significantly higher pull-down force for light milling machining. Quick-change pallet module with drive via axial pistons and two round clamping slides with additional patented fast and clamping strokes.
NSE-HT mini 88-20		Miniature clamping module specially designed for high-temperature applications up to 200 °C. Material, drive concept and seals are specially adapted to these temperatures.
NSE3 – the high-performance quick-change pallet system for universal milling machining		
NSE3 99		Powerful clamping module with high pull-down forces for small pitches.
NSE3 138		The most powerful quick-change pallet module par excellence. This premium module serve as the basis for the VERO-S modular system and can be expanded by a unique variety of different equipment. Optionally available with cone seal.
NSE3-T3 138		Powerful quick-change pallet module in tombstone design. Its slim design is particularly suitable for applications with tombstone and swiveling table. Optionally available with cone seal.
NSE3 138-P		Powerful quick-change pallet module with integrated media transfer units. These media transfer units make it possible to transfer pneumatics or hydraulics directly through the module to the clamping device with a max. transfer pressure of 300 bar. Optionally available with cone seal.

Pneumatic






Pull-down force [kN]	Pull-down force with turbo [kN]	Module height [mm]	Weight [kg]	Clamping pin type/ clamping ring type	Automated machine loading	Manual machine loading
0.15	0.4	12	0.2	SPx mikro 10	Yes	Yes
0.5	1.5	13	0.2	SPx mikro 10	Yes	Yes
0.5	1.5	20	1	SPx mini 20	Yes	Yes
1.5	6.0	25	1.3	SPx mini 20	Yes	Yes
0.5	2.5	20	1	SPx mini 20	Yes	Yes
5	18	56	2.4	SPx 40	Yes	Yes
8	28	39	4.4	SPx 40	Yes	Yes
7	24	11	3.5	SPx 40	Yes	Yes
8	28	39	4.4	SPx 40	Yes	Yes



VERO-S automation

Type		Description
Pneumatic	NSE-A3	 Fully equipped automation module for automated machine tool loading as well as for applications in handling, assembly and automation technology.
	NSA plus	 Extremely flat automation module for high-end palletizing. A pallet lift-off function ensures maximum process reliability in interaction with robots.
	NSR	 Extremely slim robot coupling for high-end pallet handling with high pull-down forces.

Intelligent quick-change pallet modules

Electric	NSE-E mini 90	 Electromechanically actuated quick-change pallet module with integrated electronics. Drive via a 4-PIN connection on the side. Monitoring the clamping slide positions via two external inductive proximity switches.
	NSE-E mini 90-25-IOL	 Electromechanically actuated quick-change pallet module with integrated electronics. Drive and integrated monitoring of clamping slide positions and pallet presence via IO-Link interface.
Sensory	NSE-S mini 90-25-IOL	 Pneumatically controlled quick-change pallet module on NSE mini basis with additional integrated electronics. Integrated monitoring of clamping slide positions and pallet presence via IO-Link interface.
	NSE-S3 138-IOL	 Pneumatically controlled quick-change pallet module on NSE mini basis with additional integrated electronics. Integrated monitoring of clamping slide positions and pallet presence via IO-Link interface.
Piezo-hydraulic	NSE-PH 138-IOL	 Piezo-hydraulic quick-change pallet module with the same performance values in the same installation space as the current NSE3. Drive and data transfer via IO-Link interface.

	Pull-down force [kN]	Pull-down force with turbo [kN]	Module height (above the machine table) [mm]	Weight [kg]	Clamping pin type/ clamping ring type	Automated machine loading	Manual machine loading
	8	28	39	4.4	SPx 40	Yes	Yes
	3	9	2.5	2.5	SRx 120	Yes	Yes
	5	15	40	5.8	SRx 160		
	0.5	1.5	29	0.15	SPA mikro 10	Yes	Yes
	1	4	39.5	0.4	SPA mini 20		
	4	15	60	1.6	SPA 40		
	12	50	21	176	SPA 80		

	1.5		20	1.7	SPx mini 20	Yes	Yes
	6		25	1	SPx mini 20	Yes	Yes








	1.5	6	25	1	SPx mini 20	Yes	Yes
--	-----	---	----	---	-------------	-----	-----

	8	28	39	4.5	SPx 40	Yes	Yes
--	---	----	----	-----	--------	-----	-----

	28		39	4.5	SPx 40	Yes	Yes
--	----	--	----	-----	--------	-----	-----



Direct workpiece clamping systems

Module type		Description
Pneumatic workpiece direct clamping system WDP-5X	Basic modules	 <p>Basic modules serve as the basis of the clamping pillars. Depending on the machine table interface, there are different basic modules available.</p>
	Stacking modules	 <p>Stacking modules are used to preset the height of the clamping pillars. The modules are available in five standardized heights.</p>
	Clamping modules	 <p>Clamping modules serve as an interface to the workpiece in combination with VERO-S clamping pins. They are available in pneumatic or manual versions.</p>
	Compensation modules	 <p>In combination with compensation bolts, compensation modules can continuously compensate for height differences of up to 11 mm. They are available in pneumatic or manual versions.</p>
Manual workpiece direct clamping system WDM-5X	Basic modules	 <p>Basic modules serve as the basis of the clamping pillars. Depending on the machine table, there are different basic modules available.</p>
	DUO basic modules	 <p>Robust module with three VERO-S interfaces for superstructures of heavy workpieces and fixtures with wide lateral support.</p>
	VARIO basic modules	 <p>Versatile clamping modules with two clamping areas for mounting a VERO-S clamping pin from above and below.</p>
	Assembly clamp modules	 <p>Assembly clamp modules are used to preset the height of the clamping pillars. The modules are available in three standardized heights.</p>

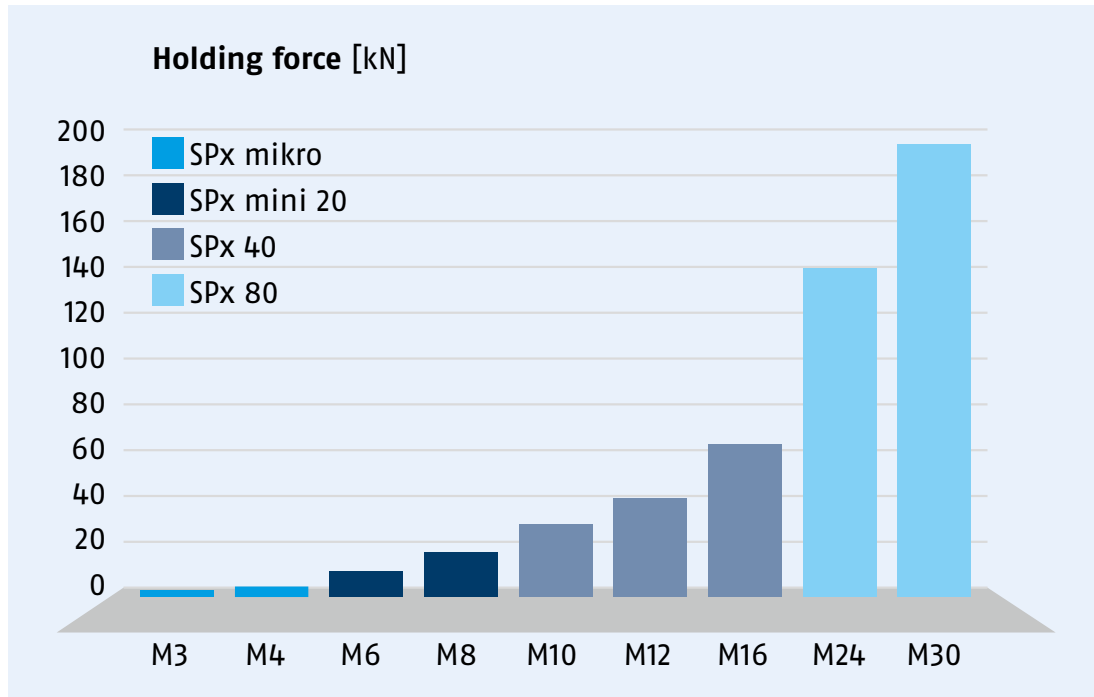
Pull-down force/ holding force [kN]	Pull-down force/ holding force with turbo [kN]	Module diameter [mm]	Module height [mm]	Height compensation [mm]	Repeat accuracy module interface [mm]
10 - 25		∅ 99	60		< 0.005
10 - 25		∅ 99	30 - 160		< 0.005
4 - 15	15	∅ 99	70		< 0.005
0.8	4	∅ 99	70	11	< 0.005
15		∅ 80	75 - 175		< 0.005
15		∅ 80	75 - 150		< 0.005
15		∅ 80	100 - 125		< 0.005
15		∅ 80	125 - 175		< 0.005



VERO-S clamping pins

	Type	Description	Version	Suitable for
SPx mikro 10	SPA mikro 10	 <p>Standard clamping pin Standard clamping pins for form-fit connection of workpieces or devices with clamping modules.</p>	Centering pin	NSE mikro NSR mikro
	SPB mikro 10		Positioning pin	
	SPC mikro 10		Holding pin	
SPx mini 20	SPA mini 20	 <p>Standard clamping pin Standard clamping pins for form-fit connection of workpieces or devices with clamping modules.</p>	Centering pin	NSE mini NSR mini
	SPB mini 20		Positioning pin	
	SPC mini 20		Holding pin	
SPx 40	SPA 40	 <p>Standard clamping pin Standard clamping pins for form-fit connection of workpieces or devices with clamping modules.</p>	Centering pin	NSE3 NSE-A3 NSR 138 NSR 160
	SPB 40		Positioning pin	
	SPC 40		Holding pin	
	SPA-X 40	 <p>Compensation pin Clamping pin for compensating fluctuations of the bore hole gauges. SPA-X 40 = compensation in one direction of ± 1 mm. SPA-XY 40 = compensation in all directions of ± 1 mm.</p>	Compensation pin	NSE3 NSE-A3
	SPA-XY 40		Compensation pin	
	SPG 40	 <p>Accuracy pin Clamping pins with patented flex taper with a repeat accuracy < 0.002 mm</p>	Centering pin	NSE3 NSE-A3
	SPA-S 40	 <p>Dove tail pin Clamping pins with a mounting depth of 3.5 mm.</p>	Centering pin	NSE3 NSE-A3
	SPB-S 40		Positioning pin	
	SPC-S 40		Holding pin	
	SPA-OB 40	 <p>Clamping pin without centering collar The clamping pin is screwed into the workpiece using a fitting screw. Fitting screw with fitting diameter \varnothing 8 mm = ID 0471634. Fitting screw with fitting diameter \varnothing 10 mm = ID 0471635.</p>	Centering pin	NSE3 NSE-A3
	SPB-OB 40		Positioning pin	
	SPC-OB 40		Holding pin	
	SPA-F 40	 <p>Heavy duty pin Clamping pins with a holding force of 75 kN.</p>	Centering pin	NSE3 NSE-A3
SPC-F 40	Holding pin			
SPx 80	SPA 80-30	 <p>Clamping pins for NSR maxi Clamping pins for form-fit connections of the NSR maxi robot coupling to the associated pallet coupling.</p>	Centering pin	NSR maxi

Holding forces in comparison



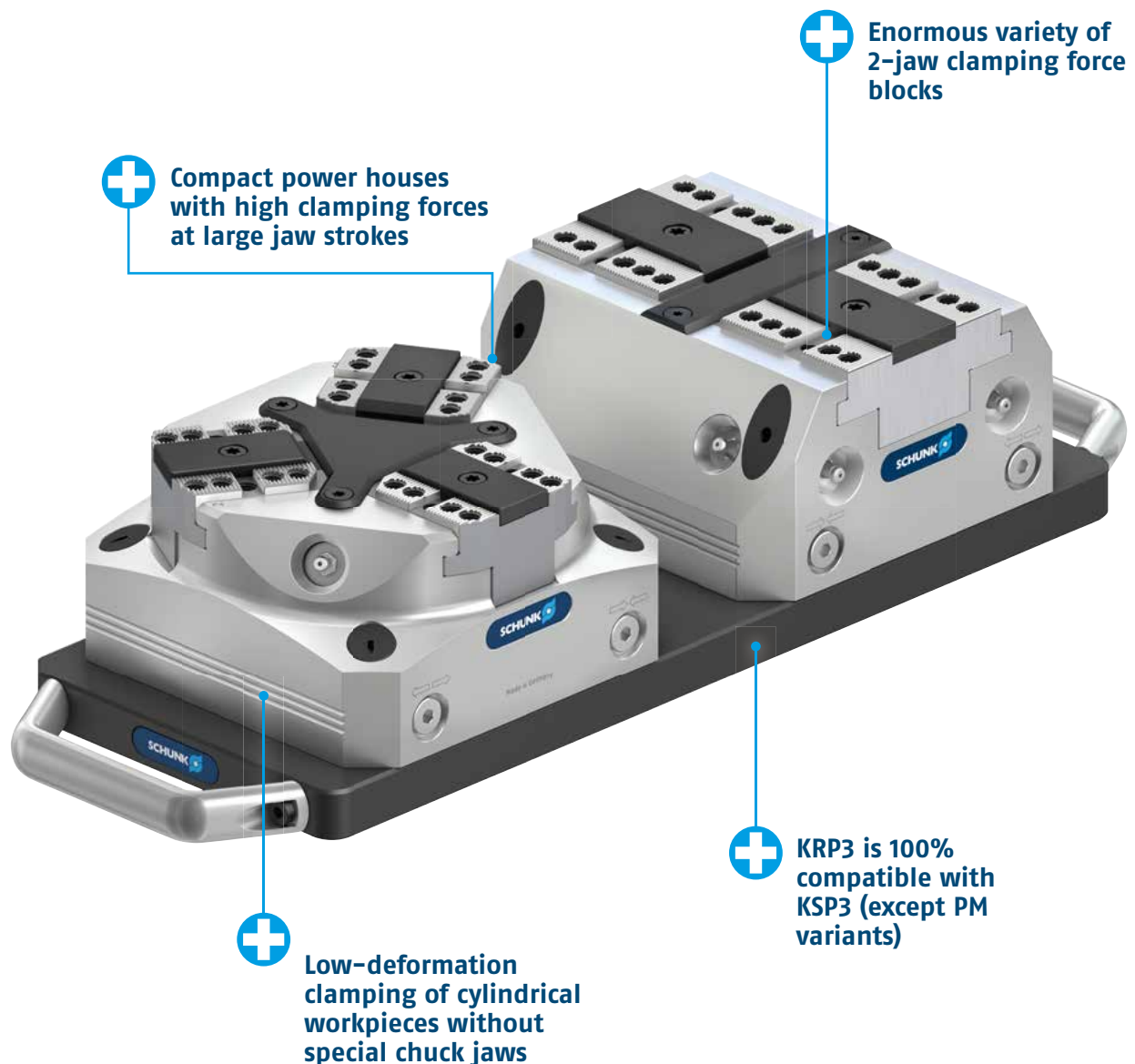
VERO-S clamping pin size comparison



TANDEM3: No one offers more solutions and higher performance for standard versions.

TANDEM3, the new modular system from the pioneer for clamping force blocks. The new series replaces the existing TANDEM plus modular system, but also adds numerous new sizes and variants to the portfolio, as well as supplementing the modular system with the 3-jaw clamping force blocks. This means that SCHUNK is able to offer more solutions and services for workpiece clamping in its standard range than any other company, paving the way for use in automated machine loading.

The clamping force blocks of the new generation are 100% compatible with the TANDEM plus vises, so that they can be replaced 1:1. The entire program is supplemented with a variety of system jaws and top jaws, as well as base plates and adapter plates for direct mounting of the clamping force blocks on the VERO-S quick-change pallet system or the machine table. Benefit here from SCHUNK's decades of know-how in the development of clamping force blocks.








**Compact. Intelligent. It's all inside.
– The art of engineering from SCHUNK.**

**“When breaking new ground, it is important to
be brave enough to try out something new.”**

Philipp Schröder, Head of Development Toolholding and Workholding

2-jaw clamping force blocks

	Type	Image	Axes			Description
			3	4	5	
Pneumatic KSP3	Standard stroke					
	KSP3		x	x	x	<p>Pneumatically actuated clamping force blocks with standard stroke for any type of clamping task – whenever pneumatics are available on the machine.</p> <p>Advantage of standard stroke: High clamping forces due to the small wedge angle.</p>
	Long stroke					
KSP3-LH		x	x	x	<p>Pneumatically actuated clamping force blocks with long stroke for any type of clamping task – whenever pneumatics are available on the machine.</p> <p>Advantage of long stroke: Long jaw stroke for collision-free loading of workpieces with large interfering contours.</p>	
With fixed jaw						
KSP3-F		x	x	x	<p>Pneumatically actuated clamping force blocks with fixed stroke for any type of clamping task – whenever pneumatics are available on the machine.</p> <p>Advantage of fixed jaw: Fixed zero point and therefore no offset of the reference point.</p>	




	Type	Image	Axes			Description
			3	4	5	
Hydraulic KSH3	Standard stroke					
	KSH3		x	x	x	<p>Hydraulically actuated clamping force blocks with standard stroke especially in the field of series production – whenever hydraulics are available on the machine.</p> <p>Advantage of standard stroke: High clamping forces due to the small wedge angle.</p>
	Long stroke					
KSH3-LH		x	x	x	<p>Hydraulically actuated clamping force blocks with long stroke especially in the field of series production – whenever hydraulics are available on the machine.</p> <p>Advantage of long stroke: Long jaw stroke for collision-free loading of workpieces with large interfering contours.</p>	
With fixed jaw						
KSH3-F		x	x	x	<p>Hydraulically actuated clamping force blocks with fixed stroke especially in the field of series production – whenever hydraulics are available on the machine.</p> <p>Advantage of fixed jaw: Fixed zero point and therefore no offset of the reference point.</p>	



Size [mm]	Clamping force at max. operating pressure [kN]	Additional clamping force resulting from spring assembly [kN]	Stroke per jaw [mm]	Max. jaw height [mm]	Repeat accuracy [mm]	Closing/opening time [s]	Operating pressure [bar]
64	4.5	0.5 - 1.5	2	60	0.01	0.1	2 - 9
100	18	2.5 - 6.5	2	60	0.01	0.2	2 - 9
140	30	4.5 - 9	3	60	0.01	0.3	2 - 9
160	45	5.5 - 11	3	60	0.01	0.4	2 - 9
200	55	8.5 - 16	4	100	0.02	0.6	2 - 9
250	55	10.5 - 20	5	150	0.02	1.6	2 - 6
315	100	16.5 - 32.5	6.5	200	0.02	2	2 - 6
64	2.3	0.4 - 0.8	4	120	0.01	0.1	2 - 9
100	8	1 - 2.5	6	150	0.01	0.2	2 - 9
140	15	2 - 4	7	120	0.01	0.3	2 - 9
160	20	2 - 4.5	8	200	0.01	0.4	2 - 9
200	25	3.5 - 7	10	200	0.02	0.6	2 - 9
250	20	3.5 - 7	15	500	0.02	1.6	2 - 6
315	40	6.5 - 12.5	18	500	0.02	2	2 - 6
64	4.5	0.5 - 1.5	4	60	0.01	0.1	2 - 9
100	18	2.5 - 6.5	4	60	0.01	0.2	2 - 9
140	30	4.5 - 9	6	60	0.01	0.3	2 - 9
160	45	5.5 - 11	6	60	0.01	0.4	2 - 9
200	55	8.5 - 16	8	100	0.01	0.6	2 - 9
250	55	10.5 - 20	10	150	0.01	1.6	2 - 6
315	100	16.5 - 32.5	13	200	0.01	2	2 - 6

Size [mm]	Clamping force at max. operating pressure	Stroke per jaw [mm]	Max. jaw height [mm]	Repeat accuracy [mm]	Closing/opening time [s]	Operating pressure [kN]
64	4.5	2	60	0.01	0.5	10 - 60
100	18	2	60	0.01	1	10 - 60
140	30	3	60	0.01	1	10 - 60
160	45	3	60	0.01	1.5	10 - 60
200	60	4	100	0.02	1.8	10 - 60
64	4.5	4	60	0.01	0.1	10 - 120
100	16	6	60	0.01	1	10 - 120
140	30	7	60	0.01	1	10 - 120
160	40	8	60	0.01	1.5	10 - 120
200	53	10	200	0.02	1.8	10 - 120
250	50	15	150	0.02	2.5	10 - 60
315	95	18	200	0.02	3.5	10 - 120
64	4	4	60	0.01	0.1	10 - 60
100	18	4	60	0.01	1	10 - 60
140	30	6	60	0.01	1	10 - 60
160	45	6	60	0.01	1.5	10 - 60
200	60	8	100	0.01	1.8	10 - 60



2-jaw clamping force blocks

	Type	Image	Axes			Description
			3	4	5	
Spring-loaded KSF3	Standard stroke					
	KSF3		x	x	x	Spring-loaded clamping force blocks with standard stroke especially for tombstone and storage solutions. Clamping force is fully maintained even after compressed air is removed. Advantage of standard stroke: High clamping forces due to the small wedge angle.
	Long stroke					
KSF3-LH		x	x	x	Spring-loaded clamping force blocks with long stroke especially for tombstone and storage solutions. Clamping force is fully maintained even after compressed air is removed. Advantage of long stroke: Long jaw stroke for collision-free loading of workpieces with large interfering contours.	
With fixed jaw						
KSF3-F		x	x	x	Spring-loaded clamping force blocks with fixed stroke especially for tombstone and storage solutions. Clamping force is fully maintained even after compressed air is removed. Advantage of fixed jaw: Fixed zero point and therefore no offset of the reference point.	

	Type	Image	Axes			Description
			3	4	5	
Pneumatic PGS3	Standard stroke					
	PGS3		x	x	x	Pneumatically actuated clamping force blocks with standard stroke for automated machining of small workpieces. Advantage of standard stroke: High clamping forces due to the small wedge angle.
	Long stroke					
PGS3-LH		x	x	x	Pneumatically actuated clamping force blocks with long stroke for automated machining of small workpieces. Advantage of long stroke: Long jaw stroke for collision-free loading of workpieces with large interfering contours.	



Size	Clamping force range	Clamping force range with turbo	Stroke per jaw	Max. jaw height	Repeat accuracy	Closing/ opening time	Opening pressure	Max. turbo pressure
[mm]	[kN]	[kN]	[mm]	[mm]	[mm]	[s]	[bar]	[bar]
100	7 - 12		2	60	0.01	0.2	6 - 9	
160	20 - 30		3	60	0.01	0.8	6 - 9	
250	37 - 50		5	150	0.02	1.5	6 - 9	
100	3 - 5	9 - 11	6	150	0.01	0.2	6 - 9	6
160	10 - 15	29 - 34	8	200	0.01	0.4	6 - 9	6
250	15 - 21	40 - 46	15	500	0.02	1.5	6 - 9	6
100	7 - 12		4	60	0.01	0.2	6 - 9	
160	20 - 30		6	60	0.01	0.4	6 - 9	
250	37 - 50		10	150	0.01	1.5	6 - 9	



Size	Clamping force at max. operating pressure	Stroke per jaw	Max. jaw height	Repeat accuracy	Closing/ opening time	Operating pressure
[mm]	[kN]	[mm]	[mm]	[mm]	[s]	[kN]
100	10	2	30	0.02	0.2	2 - 6
140	17	3	30	0.02	0.3	2 - 6
100	4.5	6	45	0.02	0.2	2 - 6
140	8.5	7	45	0.03	0.3	2 - 6



3-jaw clamping force blocks

	Type	Image	Axes			Description
			3	4	5	
Pneumatic KRP3	Standard stroke					
	KRP3		x	x	x	<p>Pneumatically actuated clamping force blocks with standard stroke for any type of clamping task – whenever pneumatics are available on the machine.</p> <p>Advantage of standard stroke: High clamping forces due to the small wedge angle.</p>
	Long stroke					
	KRP3-LH		x	x	x	<p>Pneumatically actuated clamping force blocks with long stroke for any type of clamping task – whenever pneumatics are available on the machine.</p> <p>Advantage of long stroke: Long jaw stroke for collision-free loading of workpieces with large interfering contours.</p>

	Type	Image	Axes			Description
			3	4	5	
Hydraulic KRH3	Standard stroke					
	KRH3		x	x	x	<p>Hydraulically actuated clamping force blocks with standard stroke especially in the field of series production – whenever hydraulics are available on the machine.</p> <p>Advantage of standard stroke: High clamping forces due to the small wedge angle.</p>
	Long stroke					
	KRH3-LH		x	x	x	<p>Hydraulically actuated clamping force blocks with long stroke especially in the field of series production – whenever hydraulics are available on the machine.</p> <p>Advantage of long stroke: Long jaw stroke for collision-free loading of workpieces with large interfering contours.</p>

	Type	Image	Axes			Description
			3	4	5	
Spring force KRF3	Standard stroke					
	KRF3		x	x	x	<p>Spring-loaded clamping force blocks with standard stroke for tombstone and storage solutions. Due to the clamping via spring force, the clamping force is fully maintained even after compressed air is removed.</p> <p>Advantage of standard stroke: High clamping forces due to the small wedge angle.</p>
	Long stroke					
	KRF3-LH		x	x	x	<p>Spring-loaded clamping force blocks with long stroke for tombstone and storage solutions. Due to the clamping via spring force, the clamping force is fully maintained even after compressed air is removed.</p> <p>Advantage of standard stroke: High clamping forces due to the small wedge angle.</p>

Size [mm]	Clamping force at max. operating pressure [kN]	Additional clamping force resulting from spring assembly [kN]	Stroke per jaw [mm]	Max. jaw height [mm]	Repeat accuracy [mm]	Closing/opening time [s]	Operating pressure [bar]
100	18	2 - 5	2	60	0.01	0.2	2 - 9
160	45	4 - 8	3	60	0.01	0.4	2 - 9
200	55	6.5 - 12	4	100	0.02	1	2 - 9
250	55	9 - 15	5	150	0.02	1.6	2 - 6
100	8	0.75 - 2	6	150	0.01	0.2	2 - 9
160	20	2 - 3.5	8	200	0.01	0.4	2 - 9
200	25	3 - 5.5	10	200	0.02	1	2 - 9
250	20	3 - 5.5	15	500	0.02	1.6	2 - 6

Size [mm]	Clamping force at max. operating pressure [kN]	Stroke per jaw [mm]	Max. jaw height [mm]	Repeat accuracy [mm]	Closing/opening time [s]	Operating pressure [bar]
100	18	2	60	0.01	1	10 - 60
160	45	3	60	0.01	1.5	10 - 60
200	60	4	100	0.02	1.8	10 - 60
100	16	6	60	0.01	1	10 - 120
160	40	8	60	0.01	1.5	10 - 120
200	53	10	100	0.02	1.8	10 - 120
250	50	15	150	0.02	2.5	10 - 60

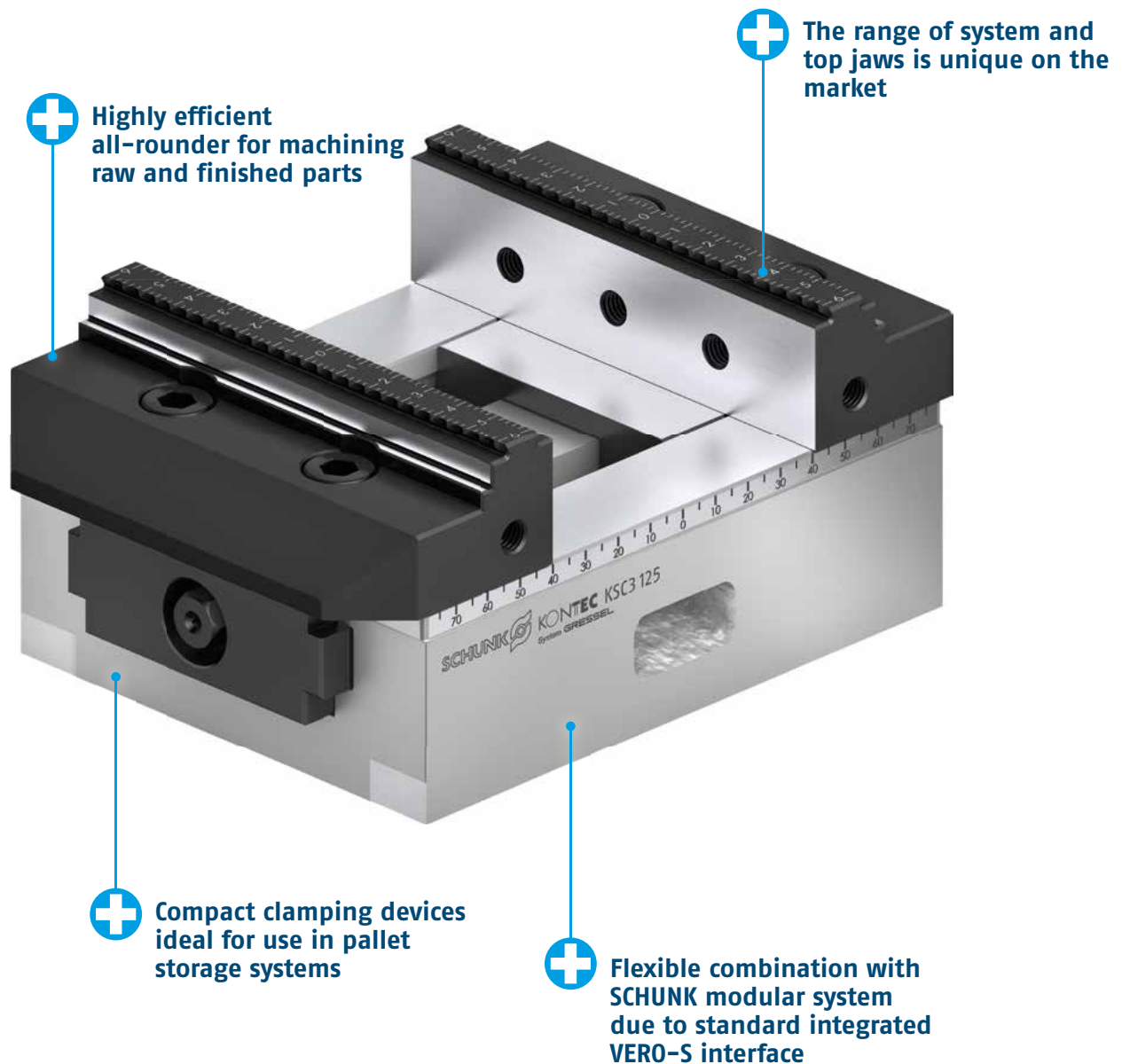
Size [mm]	Clamping force range [kN]	Clamping force range with turbo [kN]	Stroke per jaw [mm]	Max. jaw height [mm]	Repeat accuracy [mm]	Closing/opening time [s]	Opening pressure [bar]	Max. turbo pressure [bar]
100	7 - 12		2	60	0.01	0.2	6 - 9	
160	20 - 30		3	60	0.01	0.8	6 - 9	
200	26 - 35		4	100	0.02	1.2	6 - 9	
250	37 - 50		5	150	0.02	1.8	6 - 9	
100	3 - 5	9 - 11	6	150	0.01	0.2	6 - 9	6
160	10 - 15	29 - 34	8	200	0.01	0.8	6 - 9	6
200	11.5 - 15.5	28 - 32	10	200	0.02	1.2	6 - 9	6
250	15 - 21	40 - 46	15	500	0.02	1.6	6 - 9	6



KONTEC: Manually clamped – powerful and precise holding.

KONTEC manual clamping systems make production on semi/fully automated universal milling machines and machining centers even more efficient. Whether power-amplified single-acting vise, single-acting vise, centric clamping vise or multi clamping vise – you will be absolutely impressed!

A range of system and top jaws that is unique on the market means that the clamping devices can be adapted to individual customer requirements. The clamping by tension in combination with the integrated VERO-S interface allows the vises to be changed quickly and easily on the SCHUNK quick-change pallet system – with the maximum level of repeat accuracy.



+ Highly efficient all-rounder for machining raw and finished parts

+ The range of system and top jaws is unique on the market

+ Compact clamping devices ideal for use in pallet storage systems

+ Flexible combination with SCHUNK modular system due to standard integrated VERO-S interface











NEW

The new clamping force tester IFT SST for universal use is suitable for measuring 2-jaw clamping force blocks or vises, regardless of the manufacturer. The clamping distance for the measuring head is 55 mm. Data evaluation is carried out wirelessly via an app on an industrial tablet computer or via the subsequent export to other end devices. The measured values can be stored and displayed in relation to the clamping device.



Manual clamping system

		Type	Axes			Description	
			3	4	5		
Single clamping systems	with force amplification	The machine vise					
		KSG		x	x	x	Modular machine vise with continuously adjustable clamping force and quick clamping lever.
		The 5-axis vise					
	KSX 125		x	x	x	5-axis vise with continuously adjustable clamping force and quick clamping lever. Due to the high design, very good accessibility of the machine spindle to the workpiece is ensured.	
	The 5-axis vise for 6-sided machining						
	KSX-C2		x	x	x	5-axis vise with jaw quick-change system and adjustable clamping center. A standard integrated pull-down function enables complete and precise machining of the sixth side.	
without force amplification	The single-acting vise						
	KSC-F		x	x	x	Extremely flat single-acting vise with quick adjustment of the clamping range and low weight. Ideally suited for use in palette storage units.	
	The centric clamping vise						
Centric clamping systems	without force amplification	KSC3		x	x	x	Extremely flat centric clamping vise with high clamping forces and a program of system and top jaws that is unique on the market for a flexible range of applications. A nickel-plated base body to protect against corrosion broadens the range of applications significantly.
		The centric vise for small components					
		KSC mini		x	x	x	Centric clamping vise with jaw quick-change system and high clamping forces with compact dimensions.
Multiple clamping system	without force amplification	The double vise					
		KSC-D		x	x	x	Extremely flat double vise with nickel-plated base body and convenient third-hand function – also available as single-acting vise. The third-hand function can be used to insert two workpieces one after the other, and then to fix and securely clamp them.
		The flexible multiple clamping system					
		KSM2		x	x	x	Clamping rails with innovative jaw quick-change system for clamping a large part density on only one clamping device.

	Width of the clamping vise [mm]	Base body length [mm]	Max. clamping range [mm]	Cubic workpieces	Bulky workpieces	Round workpieces	Max. clamping force
	100	305	245	x	x	x	30
	125	390	343				40
	160	530	506				40
	125	265	212	x	x	x	40
	125	300	249				40
	125	815	749				40
	125	330	217	x	x	x	40
	125	430	317				40
	125	500	387				40
	125	630	517				40
	125	800	687				40
	80	214	192	x	x	x	25
	125	362	308				40
	125	740	682				40
	160	480	434				50
	80	130	121	x	x	x	25
	80	190	185				25
	125	160	163				40
	125	235	226				40
	125	300	303				40
	160	280	251				50
	160	480	465				50
	70	80	57	x	x	x	16
	70	100	77				16
	80	300	122	x	x	x	25
	125	320	114				40
	125	390	149				40
	125	460	184				40
	125	530	219				40
	125	600	254				40
	125	670	289				40
	125	740	324				40
	90	260	134	x	x	x	30
	90	400	274				30
	90	500	374				30
	90	600	474				30
	90	650	524				30




Tombstones

Horizontal machining centers do not achieve optimum performance unless combined with the suitable tombstones in combination with the right clamping devices. Due to the enormous range of clamping options and loading densities the machine running times are increased significantly. SCHUNK tombstones also offers optimum accessibility and machining of your workpieces.

The tombstones are available in four different tombstone designs with a total of over 50 standard versions.

The stable hollow body design provides for high rigidity as well as good vibration damping. The base plates with the dimensions 400 x 400 mm and 500 x 500 mm are suitable for standard machine pallets type DIN 55201 and JIS 6337-1980.






Six series:

- 1 VERO-S tombstones
- 2 Double angle tombstones
- 3 Triangle tombstones
- 4 Octangle tombstones
- 5 Cube tombstones
- 6 Tombstones with clamping vises

Design

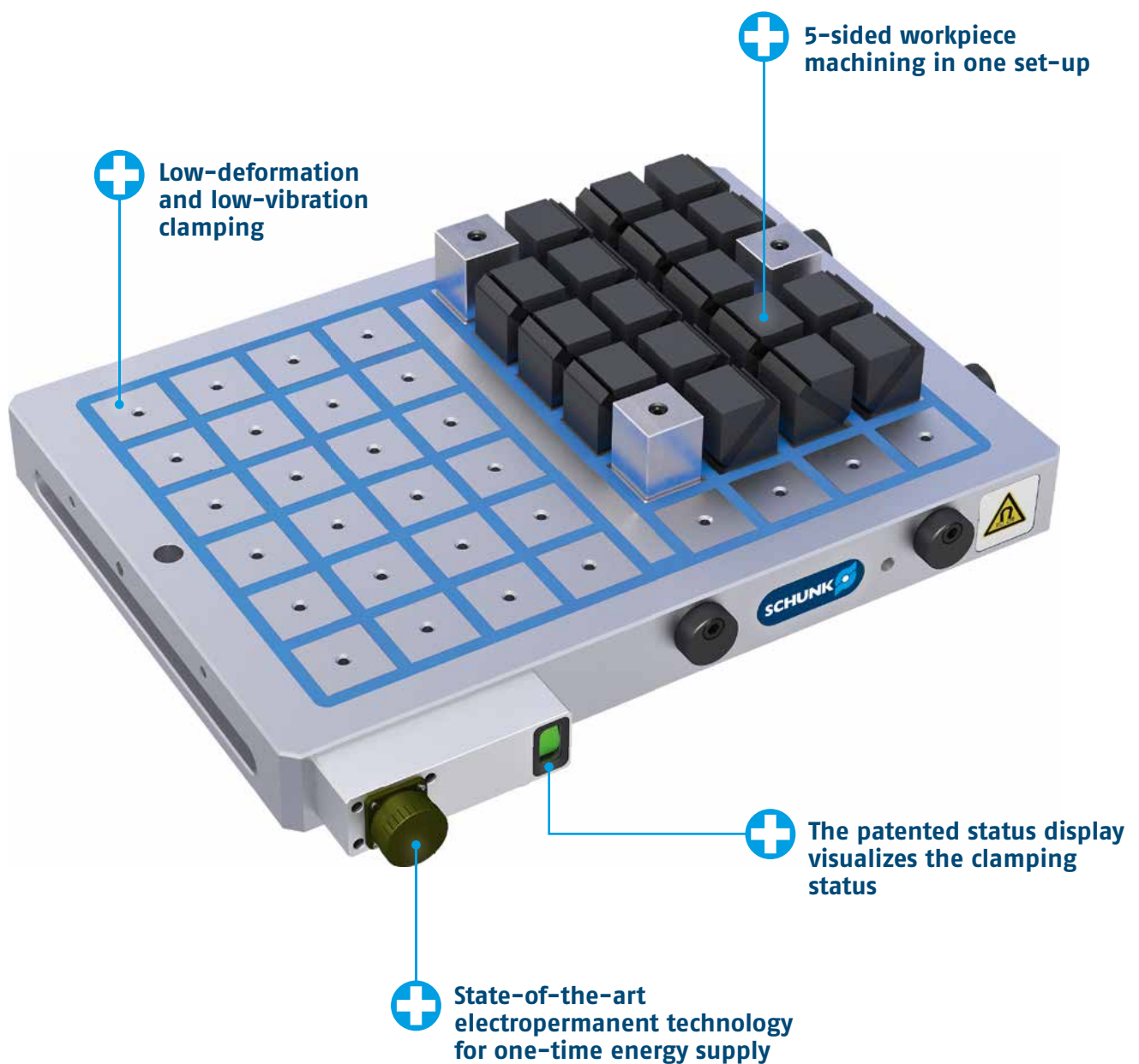
- Very finely milled with through-hole grid 50 mm
- Very finely milled, with reduced drilling grid, specially for SCHUNK clamping devices
- Rough clamping surfaces without bore holes for finishing by customer



Magnetic clamping technology

Modern machine tools and machining centers are designed for complex machining operations carried out during a single set-up. As the workpieces can be placed flat onto the MAGNOS magnetic chucks, all sides of the workpiece can be easily accessed. The permanent magnetic clamping force is uniformly applied across the entire workpiece, thereby effectively minimizing vibrations.

The patented status display for the operating condition of square pole plates allows users to see at a glance whether the MAGNOS magnetic chucks are active or not. This allows accidents to be avoided. The continuous display of the magnetizing state enables reliable clamping and does not depend on the power supply.













**Try out the new MAGNOS app.
Available for iOS, Android or as a web-based
version.**

The app makes everyday work with MAGNOS magnetic chucks easier with the simple calculation of holding forces – try it now for 6 months free of charge.

Our performance promise. Your benefits.

- Simple calculation of the holding forces on the PC (web-based version) or via the app
- Optimization of the manufacturing process through prior estimation of the machining data
- For SCHUNK MFPS, MFRS, MGT and MTR magnetic chucks

Magnetic clamping technology

	Type		Description
Milling applications	MFRS		Electropermanent magnetic chucks with square poles for general milling applications.
	MFPS		Electropermanent magnetic chucks with parallel poles for thin and narrow workpieces.
Turning applications	MGT		Electropermanent magnetic chucks for finishing, precision turning and grinding of rings and washers.
Grinding applications	MSC-PM60D		Electropermanent magnetic chucks with parallel poles and large pole pitches for medium and large workpieces.
	MSC-PM62F		Electropermanent magnetic chucks with parallel poles and fine pole pitches for small and thin workpieces.
	MSC-PM15		Manual magnetic chucks with parallel poles and fine pole pitches for small and thin workpieces.
	MSC-PM35		Manual magnetic chucks for machining rings and washers.
EDM applications	MEF-F-A1		Electropermanent magnetic modules

Pole size/pole pitch [mm]	Mains voltage [V]	Max. clamping force [kN/* N/cm ²]	Min. material thickness [mm]	Min. workpiece size [mm]	Connection
50 x 50/70 x 70	400/460	39 - 1162	8 - 20	230 x 170	Fast connection
30 + 10	400/460	160*	7	230 x 170	Fast connection
	400/460	160*	8	∅ 150 - ∅ 610	Fast connection
3 + 5	400/460	75*	4	40 x 40	Fixed cable connection
3 + 0.8	400/460	75*	2	40 x 40	Fixed cable connection
1.5 x 0.8		75*	1.5	20 x 20	Hexagon
		80*		∅ 24 - ∅ 58	Hexagon
	200/220	75*		20 x 20	Fast connection




Magnetic lifting technology – versatile, strong and reliable.

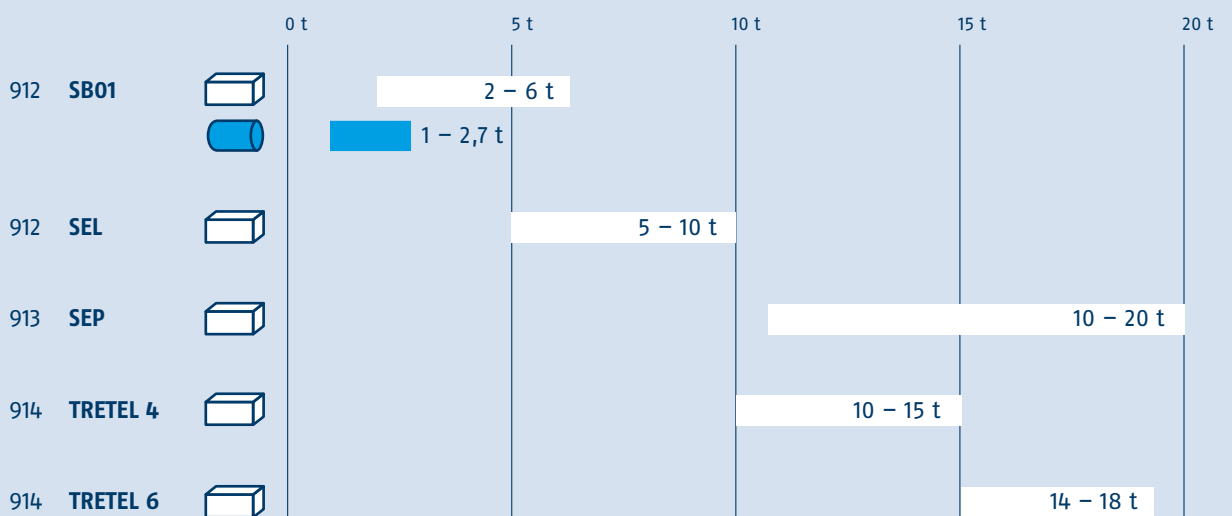
MAGNOS magnetic lifting technology from SCHUNK is the perfect option for high lifting and safe holding capacity without the need of external energy supply. With a wide range of simple lifting magnets up to high-performance, electropermanent lifting devices, MAGNOS provides for easy handling of ferromagnetic workpieces up to 20 tons.

Reliably and deformation-free in no time at all.

Magnets for easy lifting



Magnets for heavy lifting





Electropermanent magnetic lifting technology

The electropermanent magnetic lifter ensures absolute process reliability even in the event of a power failure. No additional buffer batteries are required. The load remains on the magnetic lifter indefinitely without changing the clamping force. This system saves energy, as it only requires the power supply only during the MAG and DEMAG cycles.

Self-supporting

Electropermanent lifting magnets from SCHUNK are self-supporting, i.e. they only require a short electrical pulse for the MAG/DEMAG process.

Reliable

The magnet still holds the workpiece reliably even in the event of an interrupted power connection.





Tool clamping technology

Product overview





Toolholder product overview

SCHUNK total tooling program

Page
52 – 53



Intelligent toolholders

For safe workpiece machining in
the automated production process

54 – 55

Comparison tables

56 – 61

SCHUNK toolholders – The complete range for all applications from the technology leader

Each specific application has different requirements. Particularly when it comes to precision, there can be no compromise. This is where SCHUNK, as a technology leader, comes in with its total tooling complete range. The innovative and highly precise toolholding systems cover a unique range in proven SCHUNK quality.

We focus on your particular application case and will always find the optimal toolholding system for your task. Discover the SCHUNK technology diversity from mechanical toolholders, heat shrink toolholders, low-vibration precision toolholders in SCHUNK polygon clamping technology and SCHUNK hydraulic expansion technology to the ultimate for Industry 4.0 applications – the first intelligent toolholder iTENDO.

Intelligence

Intelligence For safe workpiece machining in the unmanned, automated production process, the “closest-to-the-part” components need to have the necessary intelligence. The answer from SCHUNK: the new SCHUNK iTENDO – the first intelligent toolholder on the market.

Premium

TENDO Platinum
TENDO Slim 4ax

Premium. DIN inside: the SCHUNK TENDO Platinum is DIN-compliant in 29 interfaces and over 1,000 variants. The SCHUNK TENDO Slim 4ax is the world’s first hydraulic expansion toolholder in DIN standardized heat shrink contour.

Tech

TENDO LSS/ES, KSR, ZERO
SINO-R
TRIBOS S
TRIBOS Mini/RM
TENDO Engineered

Tech. Whether short or long, powerful, slim and optimized for interfering contours – the SCHUNK range problem solvers are specialized for the most demanding tasks, whatever the machining process.



TENDO Platinum

TENDO Slim 4ax

Economy

TENDO E compact

Economy. SCHUNK TENDO E compact is impressive when it comes to volume machining, drilling, reaming and threading. And all that with up to 300% longer tool service lives. The universal hydraulic expansion toolholder meets the increasing requirements in volume machining at a price that makes it easy to switch from mechanical and thermal chucks to the much more precise TENDO quality.



TENDO E compact

Basic

Mechanical toolholders CELSIO

Basic. SCHUNK CELSIO heat shrink toolholders and extensions, together with the extensive range of mechanical toolholders, form the basis of the SCHUNK Total Tooling complete range.



Precision collet chucks

Mechanical toolholders

- + Extensive toolholder portfolio**
for equipping your machine tool completely
- + 100% availability**
online via the SCHUNK shop
- + Over 35 years of experience**
in the field of toolholders
- + Always the right toolholder**
for any application, for any cutting edge

The most extensive technology range of toolholders made in Germany.

See this unique range from one source for yourself as part of our total tooling promotion.

Due to real-time data communication, process monitoring in real time, and hence production is ensured with optimal parameters. For more information, please contact us directly at: iTENDO@de.schunk.com



iTENDO²



TENDO LSS



TENDO ES



TENDO KSR



TENDO Zero



SINO-R



TRIBOS-S



TRIBOS Mini



TRIBOS RM



TENDO Engineered



ER collet chucks



WELDON end mill holders



Face mill arbors



Combination shell end mill adapters



CNC short drill chuck



CELSIO

Intelligent toolholder iTENDO²

With our new iTENDO² we have taken the idea of intelligent toolholders to the next level. Speeds of rotation up to 30,000 RPM and an interfering contour that corresponds 1:1 to that of a SCHUNK standard toolholder make it destined for use in a wide range of tasks without any of the time-consuming adjustment work. This also makes it a straightforward option for monitoring machining processes in real time.

Three service packages offer an intelligent solution for any challenge. From process optimization using a tablet, to playing out data for process monitoring and also to completely integrating the system into existing machine controls.

+ Speeds of rotation of up to 30,000 RPM
make a wide range of applications possible

+ Intelligent real-time sensor system
for easy process monitoring and maximizing tool service life

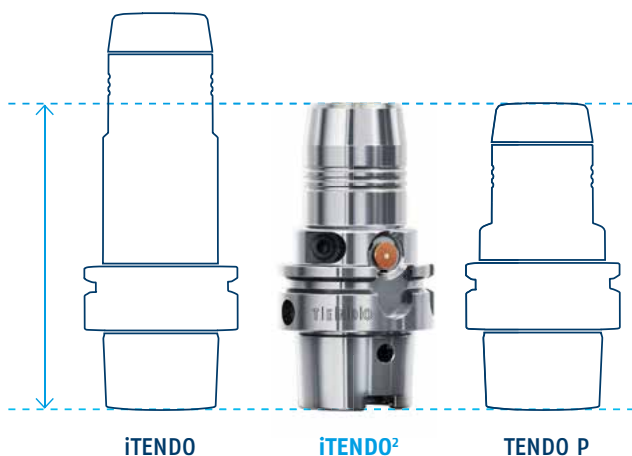
+ Aluminum case for optimal protection and flexible use





iTENDO² pad – the new iTENDO² with its own tablet PC

- Direct connection to the tablet PC without machine connection
- Display of chatter index (10 Hz data)
- Alarm and trend evaluation on the tablet PC
- Available for various machine connections



+ 100% compatibility

simple 1:1 exchange with SCHUNK standard toolholders without time-consuming reprogramming of your system

Tool clamping technology

Comparison tables

Toolholder Intelligence/Premium/Tech

Type		General milling machining	Drilling/ chamfering	Reaming	Thread cutting	Roughing	
Intelligence	iTENDO ² 	●	●	●	●		
Premium	TENDO Platinum 	●	●	●	●		
	TENDO Slim 4ax 	●	●	●	●		
	TENDO Slim 4ax Cool Flow 	●	●	●	●		
	TENDO Engineered 	●	●	●	●		
Tech	TENDO Zero 	●	●	●	●		
	TENDO ES 	●	●	●	●		
	TENDO LSS 	○	●	●			

● Most suitable ● Suitable ○ Suitable

	Finishing	Run-out accuracy	Damping	Radial rigidity	Torque	Repeat accuracy	Flexibility & variability \varnothing	Handling & set-up time optimization	Machining with optimized interfering contours
		3 μm	●	●		3 μm		●	○
	●	3 μm	●	⊙	⊙	3 μm	●	●	⊙
	●	3 μm	●	○	⊙	3 μm	●	●	●
	●	6 μm	●	○	⊙	6 μm	●	●	●
	●	3 μm	●	⊙	⊙	3 μm	●	●	⊙
		0 μm	●	⊙	⊙		●	●	⊙
	●	6 μm	●	●	⊙	6 μm	●	●	●
	⊙	6 μm	●	○	⊙	6 μm	●	●	●



Tool clamping technology

Comparison tables

Toolholder Tech/Economy

Type		General milling machining	Drilling/ chamfering	Reaming	Thread cutting	Roughing	
Tech	TENDO RLA		●	●	●	●	
	TRIBOS-RM		●	●	●	●	
	TRIBOS-S		●	●	●	●	○
	TRIBOS-Mini			●	●		
	TRIBOS-R		●	●	●	●	●
	SINO-R		●	●		●	●
Economy	TENDO E compact		●	●	●	●	●

● Most suitable

● Suitable

○ Suitable

	Finishing	Run-out accuracy	Damping	Radial rigidity	Torque	Repeat accuracy	Flexibility & variability \varnothing	Handling & set-up time optimization	Machining with optimized interfering contours
	●	3 μ m	●	⦿	⦿	3 μ m	●	●	⦿
	●	3 μ m	●	○	⦿	3 μ m	○	⦿	⦿
	●	3 μ m	●	○	⦿	3 μ m	●	⦿	●
	⦿	3 μ m	⦿	○	⦿	3 μ m	⦿	⦿	●
	⦿	3 μ m	●	●	⦿	3 μ m	●	⦿	○
		5 μ m	●	●	⦿		●	○	○
	●	3 μ m	●	●	●	3 μ m	●	●	○



Tool clamping technology

Comparison tables

Basic

Type		General milling machining	Drilling/ chamfering	Reaming	Thread cutting	Roughing	
CELSIO		●	●	●	○	●	
ER collet chucks		●	○	○	●		
ER precision collet chucks		●	●	●	●	○	
WELDON end mill holders		●			○	●	
Whistle-Notch mounting		●			○	●	
Face mill arbor		●				●	
Combination shell and end mill adapter		●				●	
CNC short drill chuck			●				
Screw-in milling cutter mounting		●				●	
Morse taper mounting		○	○	○	○	○	

● Most suitable

● Suitable

○ Suitable

	Finishing	Run-out accuracy	Damping	Radial rigidity	Torque	Repeat accuracy	Flexibility & variability \varnothing	Handling & set-up time optimization	Machining with optimized interfering contours
	●	3 μm	○	●	●	3 μm		○	●
	○	8 μm	●	●			●	○	●
	●	3 μm	●	●	●		●	○	○
		3 μm	○	●	●	3 μm		○	○
		3 μm	○	●	●				○
	○	6 μm		●		6 μm		○	
	○	6 μm		●				○	
		N/A	○		○		●	●	○
		5 μm		●				○	●
		8 μm	○		○		○	●	○



Plants

worldwide



Headquarters Lauffen/Neckar

SCHUNK GmbH & Co. KG
Spann- und Greiftechnik
Bahnhofstr. 106 - 134
D-74348 Lauffen/Neckar
Tel. +49-7133-103-0
Fax +49-7133-103-2399
info@de.schunk.com
schunk.com



Plant Brackenheim-Hausen

SCHUNK GmbH & Co. KG
Spann- und Greiftechnik
Robert-Bosch-Str. 12
D-74336 Brackenheim-Hausen
Tel. +49-7133-103-0
Fax +49-7133-103-2399
info@de.schunk.com
schunk.com



Plant Mengen

H.-D. SCHUNK GmbH & Co.
Spanntechnik KG
Lothringer Str. 23
D-88512 Mengen
Tel. +49-7572-7614-0
Fax +49-7572-7614-1039
CMM@de.schunk.com
schunk.com



Plant St. Georgen

SCHUNK Electronic Solutions GmbH
Am Tannwald 17
D-78112 St. Georgen
Tel. +49-7725-9166-0
Fax +49-7725-9166-5055
electronic-solutions@de.schunk.com
schunk.com



Plant Winkler Lauffen/Neckar

Winkler Präzisionswerkzeuge GmbH
Im Brühl 64
D-74348 Lauffen/Neckar
Member of SCHUNK Lauffen
Tel. +49-7133-97440-0
Fax +49-7133-97440-99
post@winkler-gmbh.de
schunk.com



Plant Eberhardt Clebronn

Eberhardt GmbH & Co. KG
Maybachstr. 2
D-74389 Clebronn
Member of SCHUNK Lauffen
Tel. +49-7135-9862-0
Fax +49-7135-9862-299
info@eberhardt-stanztechnik.com
schunk.com



Plant Morrisville/North Carolina, USA

SCHUNK Intec Inc.
211 Kitty Hawk Drive
Morrisville, NC 27560, USA
Tel. +1-919-572-2705
info@us.schunk.com
us.schunk.com



Plant Aadorf, Switzerland

GRESSEL AG
Schützenstr. 25
CH-8355 Aadorf
Tel. +41-52-368-16-16
Fax +41-52-368-16-17



Plant Caravaggio, Italy

S.p.A. S.p.A.
Via Galileo Galilei 2/4
IT-24043 Caravaggio (BG)
Tel. +39-0363-546511
Fax +39-0363-52578

We print sustainably



SCHUNK GmbH & Co. KG
Spann- und Greiftechnik

Bahnhofstr. 106 - 134
D-74348 Lauffen/Neckar
Tel. +49-7133-103-2599
Fax +49-7133-103-2239
info@de.schunk.com
schunk.com

Follow us

